



Electrolux
PROFESSIONAL

Modular Cooking Range Line 700XP Worktop with Water Column and Liter Counter, 200 mm

ITEM # _____

MODEL # _____

NAME # _____

SIS # _____

AIA # _____



206377 (WTNWTCT7E)

Ambient WorkTop with water
column and liter counter, 1/4
module - 700

Short Form Specification

Item No. _____

200 mm wide top unit with mounted water column, fitted with electronic liter-counter. Easy operation, LED display allows to constantly monitor the water output. Unit to be installed on bases, bridging supports or cantilever systems. Equipped with liter-counter. One piece pressed worktop in 1.5 mm thick stainless steel provides a heavy duty work surface under any load.

Main Features

- 200 mm wide top unit with mounted water column, fitted with electronic liter-counter.
- Easy operation, LED display allows to constantly monitor the water output.
- Unit features cold water tap.
- Unit to be mounted on open base cupboards, bridging supports or cantilever systems.
- Top configuration allows installation on ambient base only (not possible to install on refrigerated nor freezer base).

Construction

- Model has right-angled side edges to allow flush fitting joints between units, eliminating gaps and possible dirt traps.
- All exterior panels in Stainless Steel with Scotch Brite finishing.
- Stainless steel top provides a heavy duty work surface under any load.

Optional Accessories

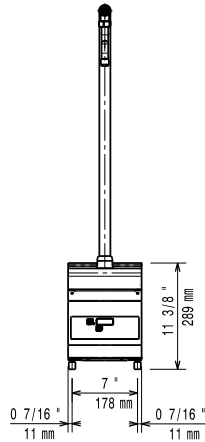
- Support for bridge type installation, 800mm PNC 206137 ☐
- Support for bridge type installation, 1000mm PNC 206138 ☐
- Support for bridge type installation, 1200mm PNC 206139 ☐
- Support for bridge type installation, 1400mm PNC 206140 ☐
- Support for bridge type installation, 1600mm PNC 206141 ☐
- Support for bridge type installation, 400mm PNC 206154 ☐
- Half module overshef PNC 206183 ☐
- Water column with swivel arm (water column extension not included) PNC 206289 ☐
- Water column extension for 700 line PNC 206291 ☐
- Chimney upstand, 200mm PNC 206302 ☐
- Right and left side handrails PNC 206307 ☐
- Frontal handrail, 400mm PNC 216046 ☐
- Frontal handrail, 800mm PNC 216047 ☐
- Frontal handrail, 1200mm PNC 216049 ☐
- Frontal handrail, 1600mm PNC 216050 ☐
- Large handrail - portioning shelf, 400mm PNC 216185 ☐
- Large handrail - portioning shelf, 800mm PNC 216186 ☐
- 2 side covering panels for top appliances PNC 216277 ☐

APPROVAL: _____

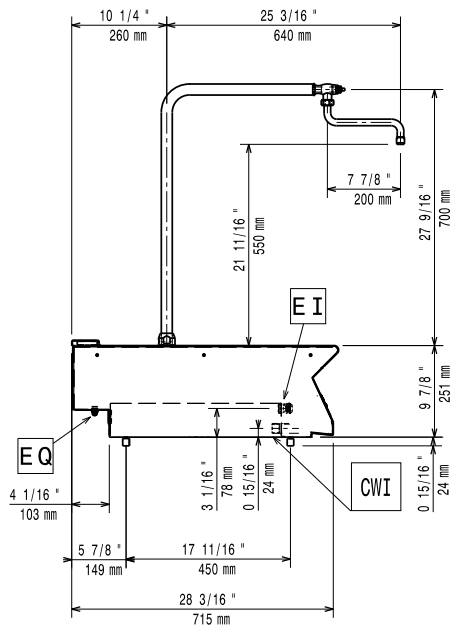


Experience the Excellence
www.electroluxprofessional.com

Front

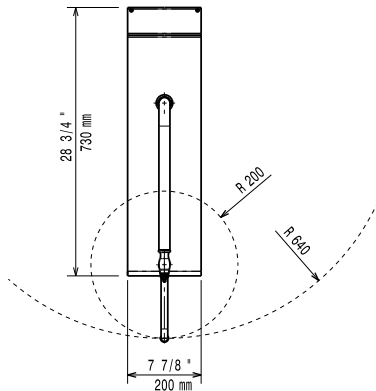


Side



CWI = Cold Water inlet 1 (cleaning)
EI = Electrical inlet (power)

Top



Electric

Supply voltage: 230 V/1 ph/50/60 Hz

Water:

Water cold/hot pipe size 3/4"

Key Information:

External dimensions, Width: 200 mm

External dimensions, Depth: 730 mm

External dimensions, Height: 250 mm

Net weight: 6 kg